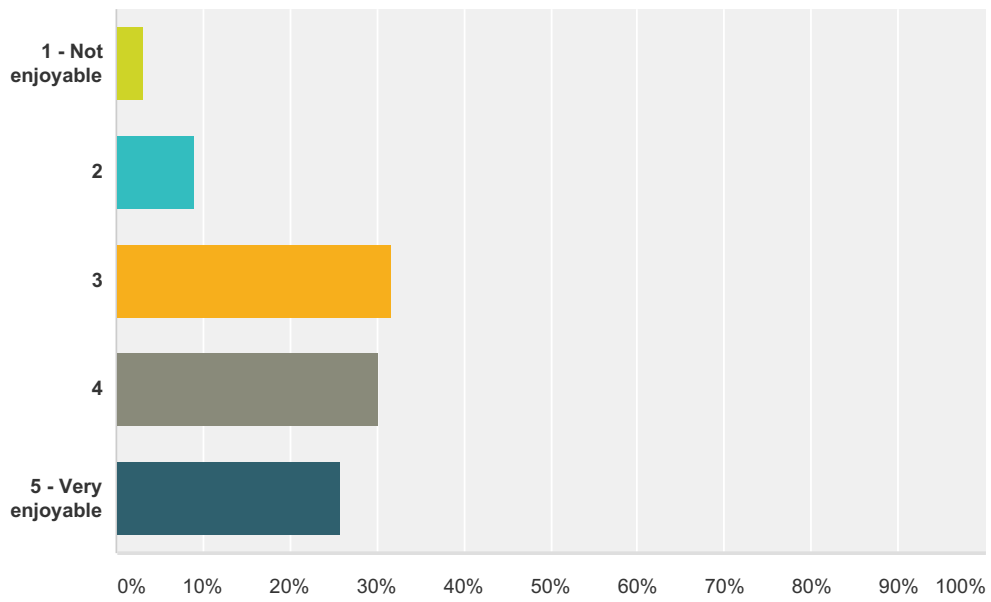


### Q1 What was your overall impression of this year's TGFS celebration?

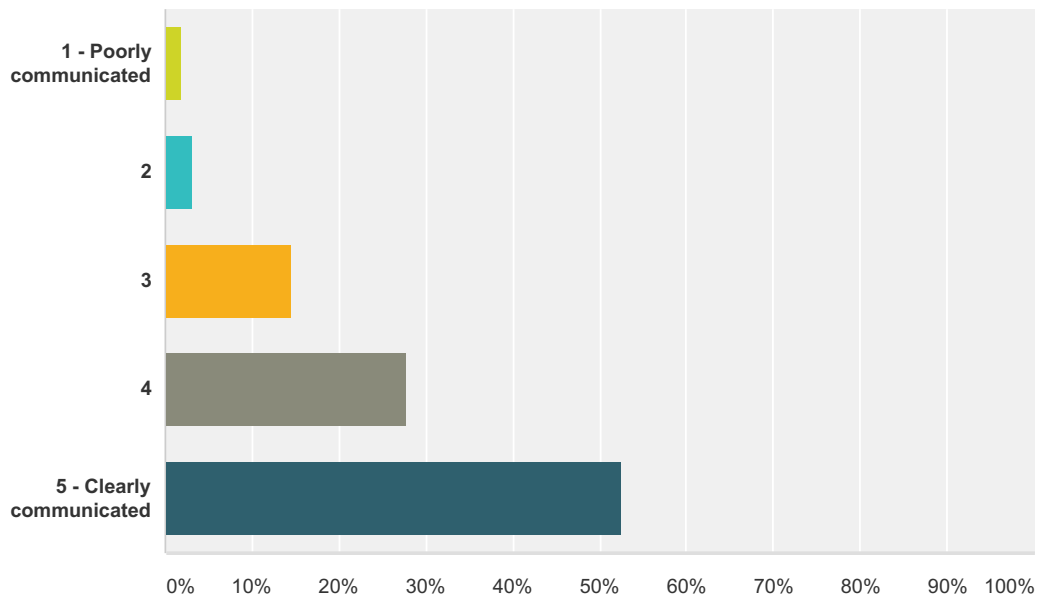
Answered: 281 Skipped: 8



Answer Choices	Responses
1 - Not enjoyable	3.20% 9
2	8.90% 25
3	31.67% 89
4	30.25% 85
5 - Very enjoyable	25.98% 73
<b>Total</b>	<b>281</b>

### Q2 Were TGFS dates, timelines and activities well communicated?

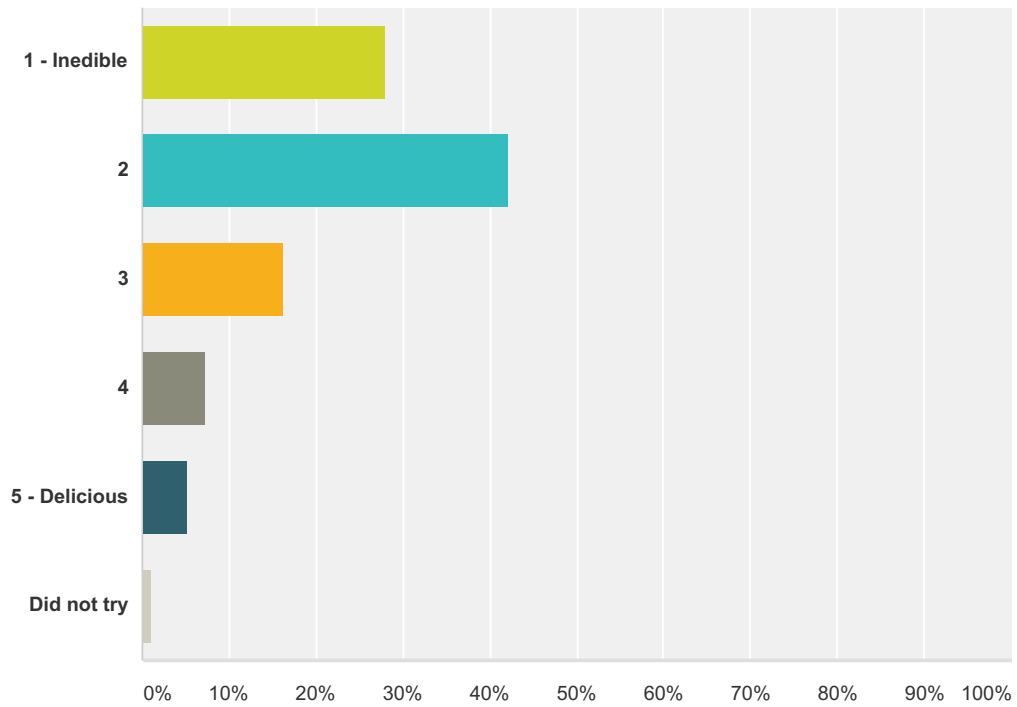
Answered: 281 Skipped: 8



Answer Choices	Responses	
1 - Poorly communicated	1.78%	5
2	3.20%	9
3	14.59%	41
4	27.76%	78
5 - Clearly communicated	52.67%	148
<b>Total</b>		<b>281</b>

### Q3 What did you think of your burrito?

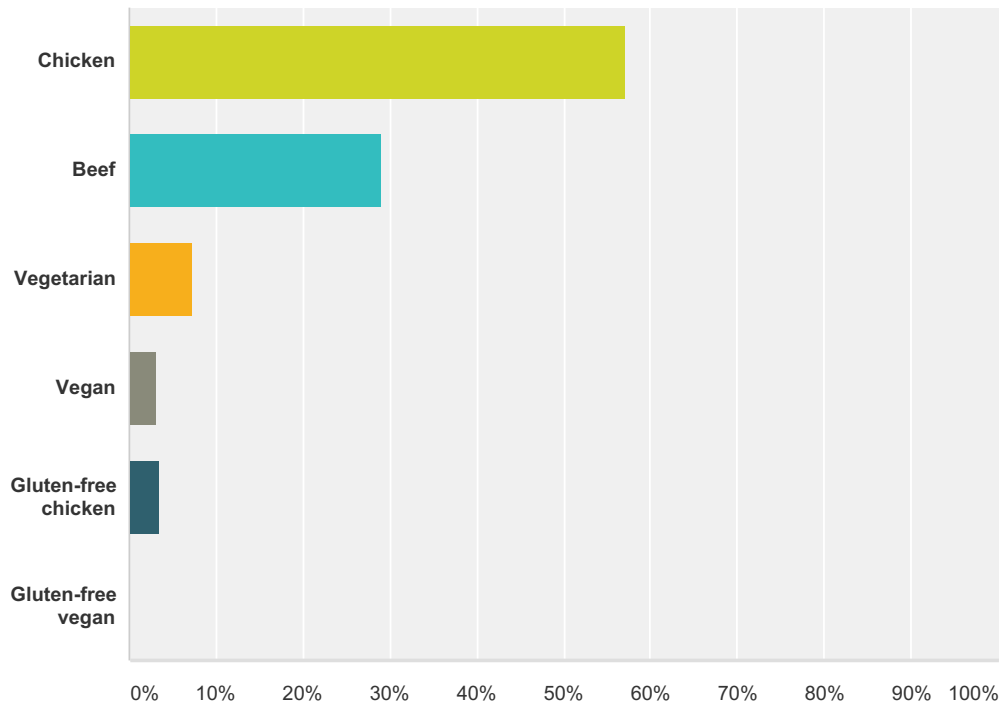
Answered: 289 Skipped: 0



Answer Choices	Responses
1 - Inedible	28.03% 81
2	42.21% 122
3	16.26% 47
4	7.27% 21
5 - Delicious	5.19% 15
Did not try	1.04% 3
<b>Total</b>	<b>289</b>

### Q4 What type of burrito did you choose?

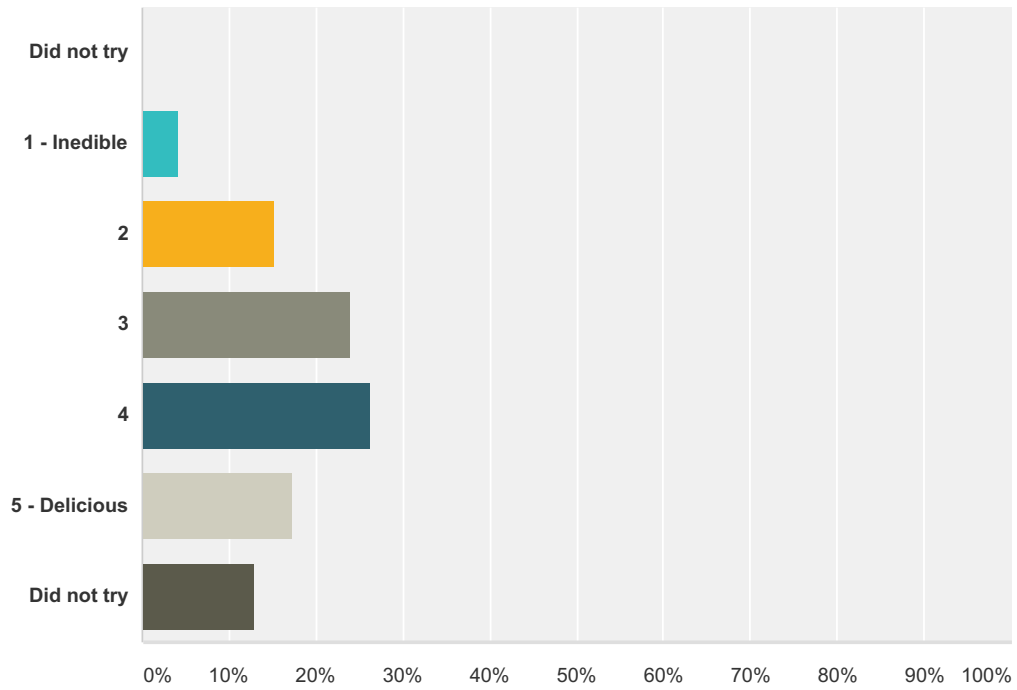
Answered: 287 Skipped: 2



Answer Choices	Responses
Chicken	57.14% 164
Beef	28.92% 83
Vegetarian	7.32% 21
Vegan	3.14% 9
Gluten-free chicken	3.48% 10
Gluten-free vegan	0.00% 0
<b>Total</b>	<b>287</b>

### Q5 What did you think of the salsas?

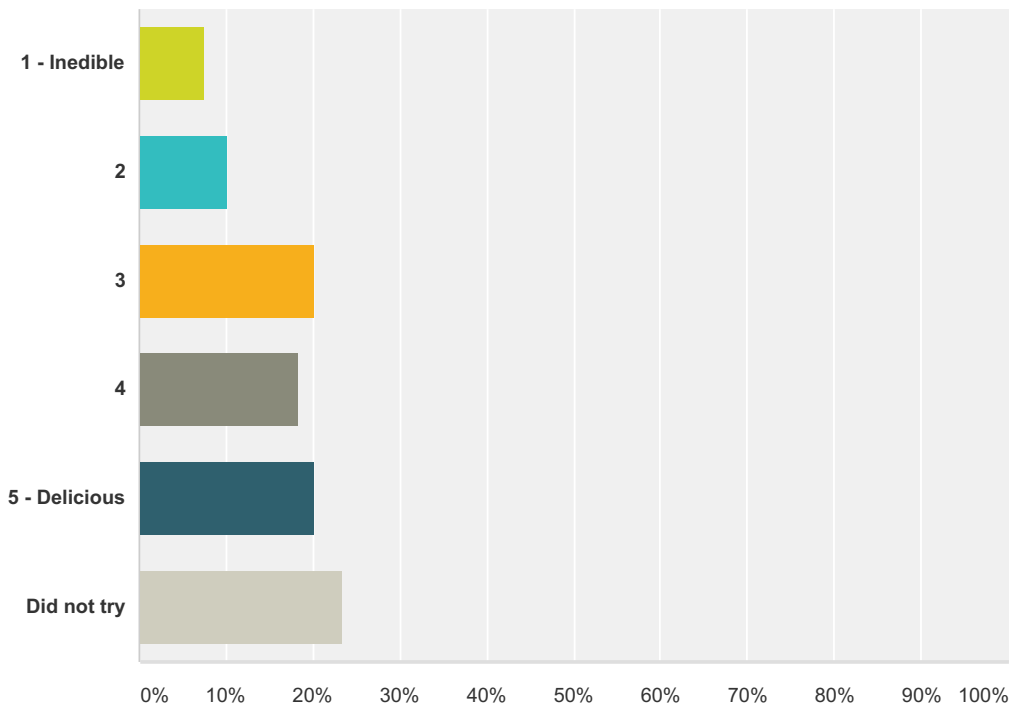
Answered: 288 Skipped: 1



Answer Choices	Responses
Did not try	0.00% 0
1 - Inedible	4.17% 12
2	15.28% 44
3	23.96% 69
4	26.39% 76
5 - Delicious	17.36% 50
Did not try	12.85% 37
<b>Total</b>	<b>288</b>

### Q6 What did you think of the watermelon salad?

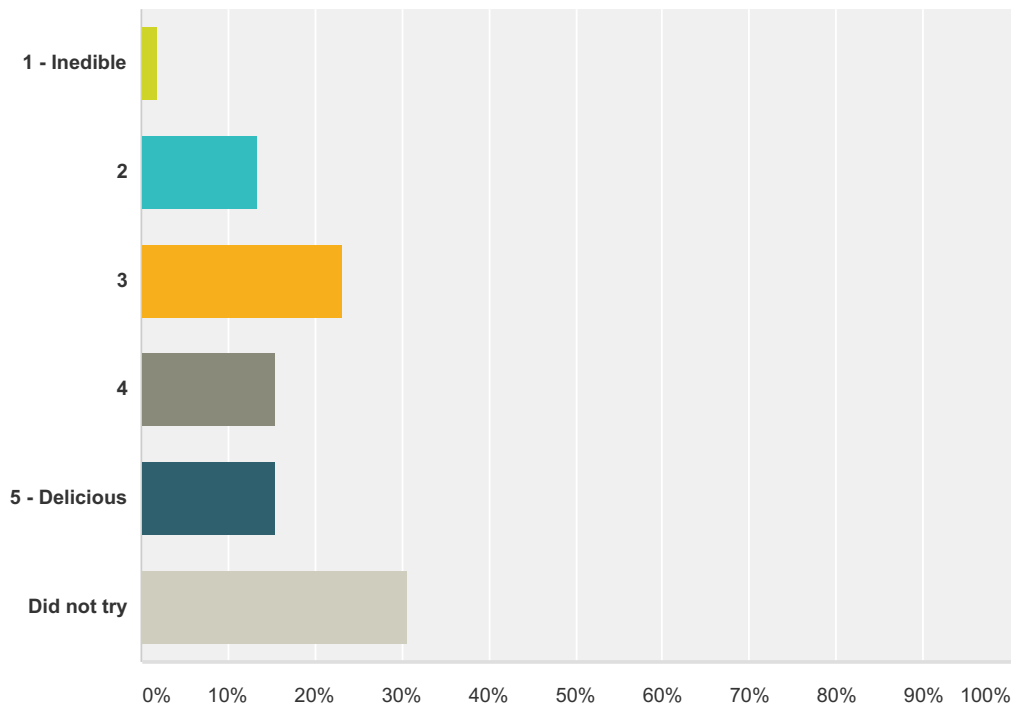
Answered: 282 Skipped: 7



Answer Choices	Responses
1 - Inedible	7.45% 21
2	10.28% 29
3	20.21% 57
4	18.44% 52
5 - Delicious	20.21% 57
Did not try	23.40% 66
<b>Total</b>	<b>282</b>

### Q7 What did you think of the bean and corn salad?

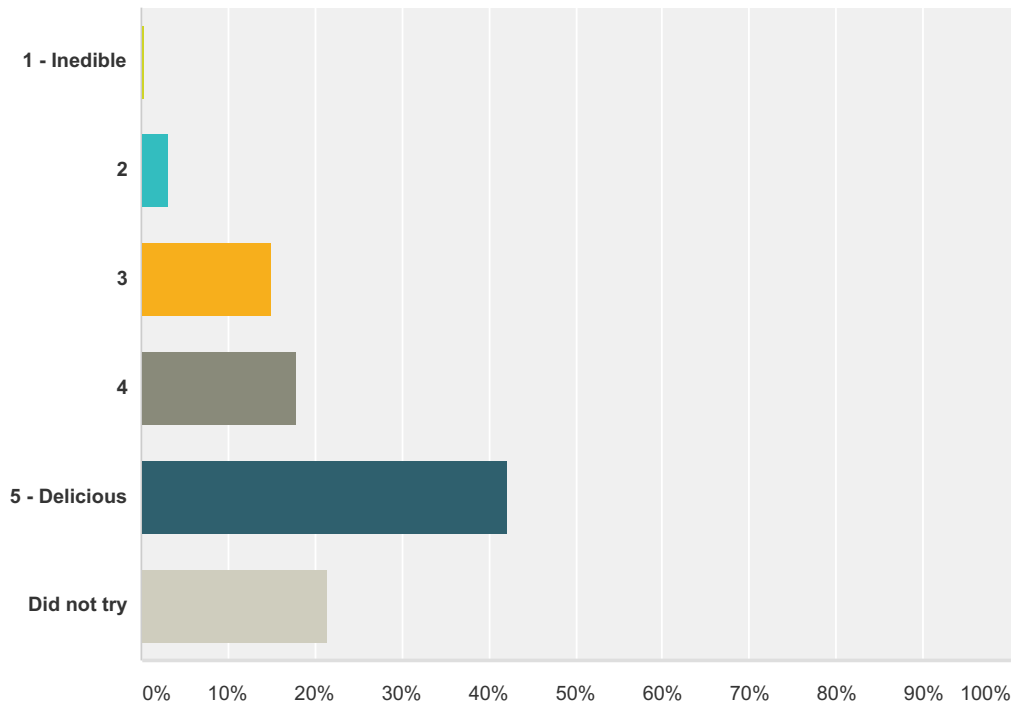
Answered: 52 Skipped: 237



Answer Choices	Responses
1 - Inedible	1.92% 1
2	13.46% 7
3	23.08% 12
4	15.38% 8
5 - Delicious	15.38% 8
Did not try	30.77% 16
<b>Total</b>	<b>52</b>

### Q8 What did you think of the ice cream?

Answered: 285 Skipped: 4

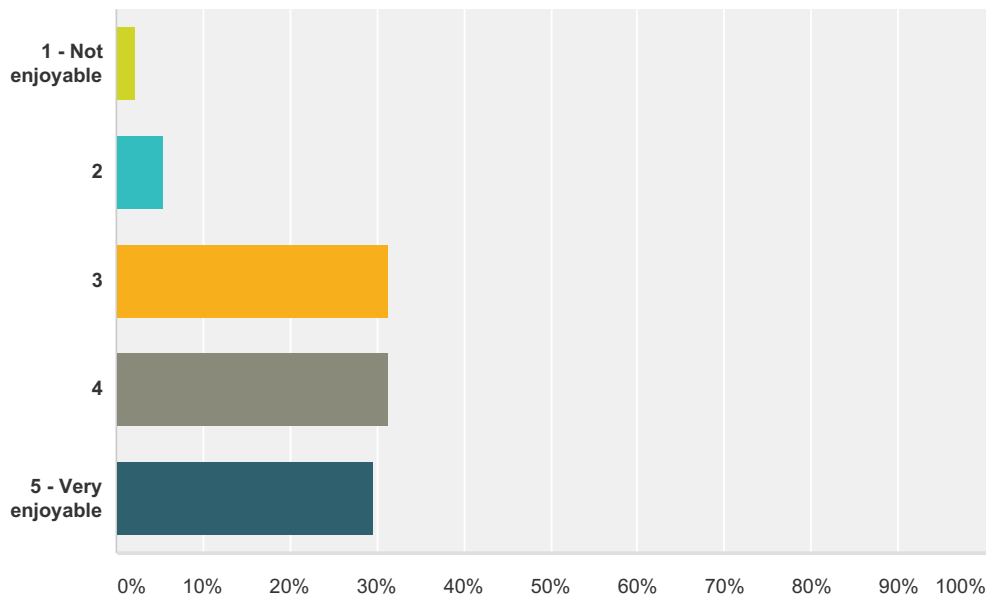


Answer Choices	Responses
1 - Inedible	0.35% 1
2	3.16% 9
3	15.09% 43
4	17.89% 51
5 - Delicious	42.11% 120
Did not try	21.40% 61
<b>Total</b>	<b>285</b>



### Q10 What did you think of the vendor showcase?

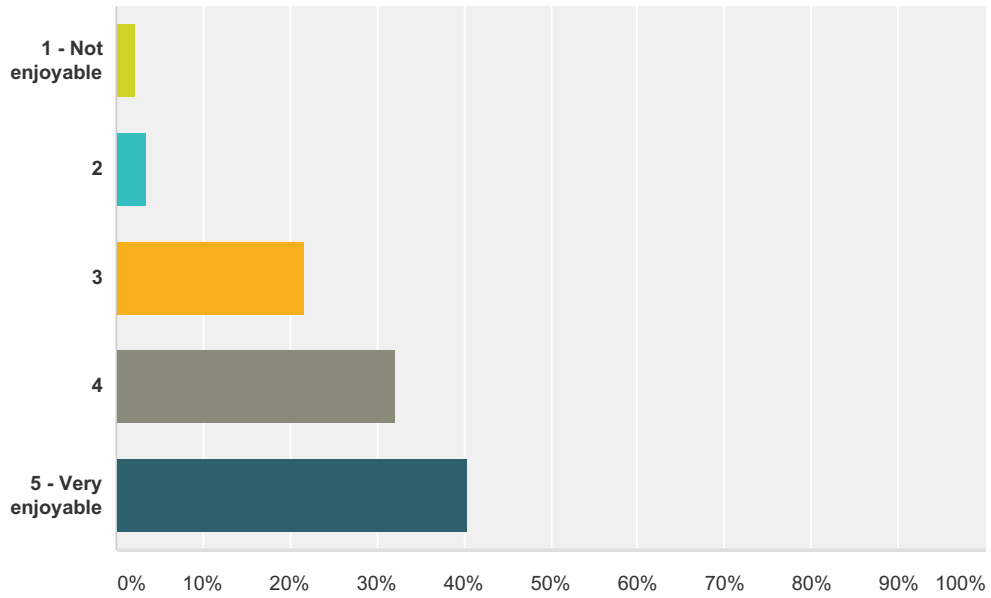
Answered: 256 Skipped: 33



Answer Choices	Responses
1 - Not enjoyable	2.34% 6
2	5.47% 14
3	31.25% 80
4	31.25% 80
5 - Very enjoyable	29.69% 76
<b>Total</b>	<b>256</b>

### Q11 What did you think of this year's entertainment (e.g., Zorbs, Extreme Jump, rock wall, magicians, caricaturists, Band-UH!, music?)

Answered: 259 Skipped: 30



Answer Choices	Responses
1 - Not enjoyable	2.32% 6
2	3.47% 9
3	21.62% 56
4	32.05% 83
5 - Very enjoyable	40.54% 105
<b>Total</b>	<b>259</b>